



★: Assured by an independent assurance provider

Social Activities: Supplementary Data

1 Human Resources

Basic Data

■ Number of Employees, Average Age, Length of Service, Average Compensation

Item		FY2021	FY2022	FY2023
Number of employees (Sumitomo Chemical Group)	Total	34,703	33,572	32,161 ★
	Male	25,582	24,869	24,126 ★
	Female	9,121	8,703	8,035 ★
	Percentage of female employees (%)	26.3	25.9	25.0
Sumitomo Chemical	Total	6,488	6,637	6,706 ★
	Male	5,464	5,607	5,653 ★
	Female	1,024	1,030	1,053 ★
	Percentage of female employees (%)	15.8	15.5	15.7
Consolidated in Japan	Total	12,242	11,819	11,459 ★
	Male	9,373	9,002	8,690 ★
	Female	2,869	2,817	2,769 ★
	Percentage of female employees (%)	23.4	23.8	24.2
Consolidated overseas	Total	15,973	15,116	13,996 ★
	Male	10,745	10,260	9,783 ★
	Female	5,228	4,856	4,213 ★
	Percentage of female employees (%)	32.7	32.1	30.1
Number of non-Japanese employees (Sumitomo Chemical)		71	69	67
Average age (Sumitomo Chemical)		41.2	41.5	41.6
	Male	41.5	41.8	41.9
	Female	39.9	39.9	39.8
Average length of service (years; Sumitomo Chemical)		15.4	15.5	15.7
	Male	15.6	15.7	16.0
	Female	14.0	14.1	14.1
Average annual compensation (yen; Sumitomo Chemical)		8,835,658	9,108,009	8,424,481
		332,434	338,942	352,344
Average monthly wages (yen; Sumitomo Chemical)		333,912	340,392	354,149
	Male	333,912	340,392	354,149
	Female	326,164	332,686	344,634

Notes: • The above figures are as of March 31 for each fiscal year. Employee numbers do not include temporary employees, part-time staff, dispatch employees, and staff assigned to other companies not included in the scope of consolidation, but do include staff assigned from other companies not included in the scope of consolidation.

• Average monthly wages are for non-managerial employees (as of August of each year). Compensation is the same for the same work and the overall difference in compensation between men and women is entirely attributable to differences in age and rank.

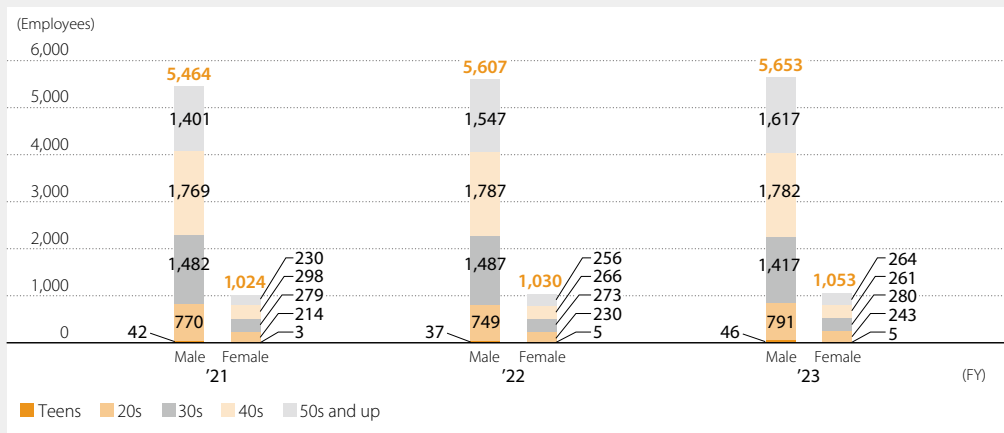
■ Number of Employees by Region and Gender (Sumitomo Chemical Group)

Region		FY2021	FY2022	FY2023
Japan	Total	18,729	18,455	18,164
	Male	14,836	14,608	14,342
	Female	3,893	3,847	3,822
(The rest of) Asia	Total	10,602	9,992	9,857
	Male	7,650	7,288	7,232
	Female	2,952	2,704	2,625
North America	Total	3,676	3,349	2,271
	Male	1,905	1,739	1,272
	Female	1,771	1,610	999
Central and South America	Total	942	991	1,045
	Male	680	704	730
	Female	262	287	315
Europe	Total	575	586	626
	Male	384	381	407
	Female	191	205	219
Middle East and Africa	Total	77	78	75
	Male	55	61	57
	Female	22	17	18
Oceania	Total	102	121	123
	Male	72	88	86
	Female	30	33	37
Total		34,703	33,572	32,161

Note: As of March 31 for each fiscal year



Employee Age Composition and Distribution (Sumitomo Chemical)



Number and Percentage of People Who Left the Company (Sumitomo Chemical)

	FY2021			FY2022			FY2023		
	Total	Male	Female	Total	Male	Female	Total	Male	Female
Retired early	90	71	19	130	93	37	151	122	29
Early retirement rate (%)	1.4	1.3	1.9	2.0	1.7	3.6	2.3	2.2	2.8

Retention of New Graduate Hires (Sumitomo Chemical)

	Male	Female
New graduate hires in April 2021	153	39
Number of those remaining as of April 2024	138	32
Retention rate of new graduates after three years (%)	90	82

Number of New Graduate and Mid-career Hires, Percentage of Mid-career Hires (Sumitomo Chemical)

Results		FY2021	FY2022	FY2023
New graduate hires	Male	153	148	207
	Female	39	49	63
	Total	192	197	270
Mid-career hires	Male	66	70	42
	Female	7	14	3
	Total	73	84	45
Percentage of mid-career hires (%)	Total	27.5	29.9	14.3

Number of Internships (Sumitomo Chemical)

Results	FY2021	FY2022	FY2023
University students in Japan	196	129	115
University students overseas	0	0	0



Promotion of DE&I

Promotions of Employees (Sumitomo Chemical) As of March 31, 2024

	Female	Male	Non-Japanese	Percentage of Female (%)
Managerial employees*	182	1,748	5	9.4
(Those ranked general manager or above)	9	432	2	2.0
Directors and senior management	4	43	2	8.5
(Those ranked executive officer or above)	3	34	2	8.1

* All employees equivalent to managers or above

Number of Managers and General Employees, Percentage of Female Employees (Sumitomo Chemical Group)

		FY2021	FY2022	FY2023
Managers	Male	9,242	8,914	8,404
	Female	2,604	2,420	2,086
	Total	11,846	11,334	10,490
	Percentage of female managers (%)	22.0	21.4	19.9
General employees	Male	16,340	15,955	15,722
	Female	6,517	6,283	5,949
	Total	22,857	22,238	21,671
	Percentage of female managers (%)	28.5	28.3	27.5
Total		34,703	33,572	32,161

Note: As of March 31 for each fiscal year

Promotion of Work-Life Balance

Percentage of Paid Vacation Days Used (Sumitomo Chemical)

	FY2021	FY2022	FY2023
Number of days of paid vacation provided	20.0	20.0	20.0
Number of days of paid vacation used	15.2	16.4	16.8
Percentage of paid vacation days used (%)	76.2	82.2	84.0

Average Overtime Work (Sumitomo Chemical)

(Hours/Month)

	FY2021	FY2022	FY2023
Average overtime hours	21.5	20.9	19.4

Return Rate of Employees Who Take Extended Leave for Childcare (Sumitomo Chemical)

(%)

	FY2021		FY2022		FY2023	
	Male	Female	Male	Female	Male	Female
Of employees who finished childcare leave within the fiscal year, percentage of employees who returned to work	100.0	99.0	100.0	98.6	100.0	100.0

Leave for Volunteer Work and Number of Employees Using Leave for Volunteer Work (Sumitomo Chemical)

	System in place	FY2021	FY2022	FY2023
Vacations for volunteering	Yes	4	5	14

Healthcare

Presenteeism (Sumitomo Chemical)

(%)

	FY2021	FY2022	FY2023
Presenteeism*	83	83	82

* Calculated using the level of activity (productivity) related to work results, quality, and volume

Absenteeism (Sumitomo Chemical)

(%)

	FY2021	FY2022	FY2023
Absenteeism*	—	1.4	1.3

* Percentage of employees using one month of more of leave for illness or who are absent from work due to illness



Expenses for Promoting Health and Productivity Management Measures (Sumitomo Chemical)

(Thousands of yen)

	FY2021	FY2022	FY2023
Expenses for promoting health and productivity management measures	11,250	11,250	11,250

Stress Check: Total Health Risks (Sumitomo Chemical)

	FY2021	FY2022	FY2023
Stress check: total health risks*	96	96	96

* Calculated from stress check results. Total health risks are set at 100 for the national average, and the higher the number is, the higher the employee health risks are.

Female Health Seminar (Sumitomo Chemical)

FY2023

Number of Participants: **206**
Satisfaction Rate: **94%**

2 Occupational Safety and Health / Industrial Safety and Disaster Prevention

Occupational Safety and Health Management System*

Five of the Company's plants acquired certification for the international standard ISO 45001, which is for occupational safety and health management systems, and are conducting operations accordingly. Two of the plants simultaneously acquired JISQ 45100, which added requirements related mainly to daily safety and health activities to ISO 45001 (JISQ 45001), from the Japan Industrial Safety and Health Association (JISHA). We are making preparations toward acquiring certification for ISO 45001 as well as JISQ 45100 at the remaining plants.

By fiscal 2009, Sumitomo Chemical had acquired OSHMS certification from JISHA at all of its Works and Research Laboratories. The Research Laboratories have since switched to independent operations, and the Works are working to switch to ISO 45001 certification. Currently 1 Works (4 facilities) maintains JISHA certification. (JISHA's OSHMS includes the same requirements as OHSAS 18001.)

As the Group is working toward acquiring ISO 45001 certification, for the certifications acquired, it is continually undergoing transition audits and registering for certification under the latest standards to ensure there is no interruption.

Note: The scope of the survey includes Sumitomo Chemical's manufacturing sites and the production plants of major consolidated subsidiaries (22 companies in Japan and 33 companies overseas). Further details are provided on page P081.

* Applicable scope of the Occupational Safety and Health Management System: Employees who work at either the Company's or the Group's Works and Research Laboratories (including temporary, part-time, and dispatch employees)

JISHA's Official Websites

Japanese: <https://www.jisha.or.jp/about/index.html>

English: <https://www.jisha.or.jp/english/index.html>

Acquisition of ISO 45001 and JISQ 45100 Certification

1. Sumitomo Chemical

Facilities	Certificate Number	Certification Date
Osaka Works	ISO 45001: JISHA-O-31	April 2020
Osaka Works	JISQ 45100: JISHA-31	April 2020
Chiba Works	ISO 45001: JISHA-O-61	June 2021
Chiba Works	JISQ 45100: JISHA-61	June 2021
Misawa Works	ISO 45001: JQA-OH0346	July 2021
Ehime Works	ISO 45001: JCQA-O-0102	September 2021
Ohe Works	ISO 45001: JCQA-O-0106	February 2022

2. Group Companies In Japan

Facilities	Certificate Number	Certification Expiration Date
Sumika Assembly Techno Co., Ltd.	JCQA-O-0106	February 2025



3. Overseas Group Companies

Companies	Certificate Number	Certification Expiration Date
Bara Chemical Co., Ltd.	24131411002	November 2025
The Polyolefin Company (Singapore) Pte. Ltd.	OHS-45001-2021-0281	April 2025
Sumitomo Chemical Asia Pte Ltd (S-SBR plant)	SCS 1027180I	August 2024
Xuyou Electronic Materials (Wuxi) Co., Ltd.	00223S24858R1M	December 2026
Sumika Electronic Materials (Changzhou) Co., Ltd.	CN20/10229	May 2026
Sumika Electronic Materials (Chongqing) Co., Ltd.	CN19/21790	December 2024
Sumika Electronic Materials (Hefei) Co., Ltd.	268259-2018-ASA-RGC-RvA	August 2024
Sumika Electronic Materials (Wuxi) Co., Ltd.	243940-2017-ASA-RGC-RvA	August 2026
Sumika Electronic Materials (Xi'an) Co., Ltd.	CN20/10076	August 2024
Sumika Huabei Electronic Materials (Beijing) Co., Ltd.	19921S00870R1M	January 2025
Dalian Sumika Chemphy Chemical Co., Ltd.	02123S10334R2S	February 2026
Sumika Technology Co., Ltd.	OHS510533	December 2024
Dongwoo Fine-Chem (Pyeongtaek) Co., Ltd.	SAC-0600401	July 2024
Dongwoo Fine-Chem (Samki) Co., Ltd.	KR20/81826441	August 2025
Dongwoo Fine-Chem (Iksan) Co., Ltd.	KR20/81826415	July 2026
SSLM Co., Ltd.	SAC-0958701	May 2026
Sumitomo Chemical India Limited (Bhavnaga plant)	99 117 00757/02	October 2024
Sumitomo Chemical India Limited (Gajod plant)	99 117 00757/03	October 2024
Sumitomo Chemical India Limited (Silvassa plant)	99 117 00757/04	October 2024
Sumitomo Chemical Advanced Technologies LLC	241505-2017-AHSO-USA-ANAB	June 2026

Note: the above list is based on the survey results as of February 2024

Acquisition of JISHA's OSHMS Certification (Sumitomo Chemical)

Facilities	Certificate Number	Certification Date
Oita Works	06-44-1	July 2006
Oita Works (Utajima)	09-27-14	January 2009
Oita Works (Gifu Plant)	09-21-6	February 2009
Oita Works (Okayama Plant)	09-33-7	February 2009

Voluntary Safety Management of High-Pressure Gas Based on Certification by the Minister

Sumitomo Chemical continually renews the Accreditation of Completion and Safety Inspection, as stipulated in the High Pressure Gas Safety Act, for the Ehime Works and the Chiba Works. Certification is given to facilities that have achieved excellent safety, management, and technological levels and that are recognized as having met legally mandated requirements for safety management systems. Certified plants are allowed to conduct Completion Inspections and Safety Inspections of their own facilities in place of national, prefectural, and other governmental organizations.

Chiba Works acquired certification as a specified operator (commonly known as a super certified works) with its certification renewal in May 2024. This certification is provided to works certified by the Ministry of the Economy, Trade and Industry (METI) as a certified operator undertaking such sophisticated security measures as assessments of safety assurance capabilities using third parties, advanced risk assessments, big data, and IoT. Specified operators can receive various incentives.

METI's website

https://www.meti.go.jp/english/policy/safety_security/industrial_safety/index.html#high_pressure_gas

Number of Accreditations of Completion and Safety Inspection Given for Sumitomo Chemical Facilities and Specified Operators

Works	Area	Year of certification	Year and month renewed	Number of facilities given accreditation
Ehime Works	Niihama	2002	March 2023	13
	Kikumoto	2002	March 2023	4
Chiba Works (acquired certification as a specified operator)	Anesaki	1987	May 2024	8
	Sodegaura	1987	May 2024	13

Note: Number of facilities given accreditation data as of the time of certification renewal.



Criteria and Results of the President's Safety Award for Zero-Lost Workday Operations (as of May 31, 2024)

Sumitomo Chemical has set facility specific criteria for the achievement of continuous periods of zero-lost workday operations for employees as well as contractors. The President's Safety Award is presented to facilities in recognition of their satisfaction of the above-mentioned criteria.

■ Sumitomo Chemical Employees (Works, Research Laboratories)

Facilities	Criteria for the President's Safety Award*1	Results
Ehime Works	3 million hours	A lost workday accident occurred in June 2023. Working to reach the target of 3 million hours.
Ohe Works*2	3 million hours	Working to reach the target of 12 million work hours.
Chiba Works	3 million hours	A lost workday accident occurred in June 2023. Working to reach the target of 3 million hours.
Osaka Works	3 million hours	A lost workday accident occurred in February 2023. Working to reach the target of 3 million hours.
Oita Works*3	3 million hours	A lost workday accident occurred in January 2023. Working to reach the target of 3 million hours.
Ibaraki Works	120 months	Working to reach the target of 120 months.
Misawa Works	30 months	Working to reach the target of 60 months.
Health & Crop Sciences Research Laboratory	30 months	Working to reach the target of 90 months.
Tsukuba Regional Research Laboratory*4	30 months	Working to reach the target of 420 months.

■ Contractors / Affiliated Company Employees of Sumitomo Chemical (Works, Research Laboratories)

Facilities	Criteria for the President's Safety Award*1	Results
Ehime Association (Plant maintenance)	24 months	A lost workday accident occurred in September 2023. Working to reach the target of 24 months.
Ehime Logistics Association (Logistics)	24 months	Working to reach the target of 72 months.
Ohe Association (Plant maintenance)	48 months	Working to reach the target of 192 months.
Ohe Logistics Association (Logistics)	48 months	Working to reach the target of 192 months.
Chiba Association (Plant maintenance)	24 months	A lost workday accident occurred in February 2023. Working to reach the target of 24 months.
Chiba Logistics Association (Logistics)	24 months	A lost workday accident occurred in November 2023. Working to reach the target of 24 months.
Osaka Association	24 months	Working to reach the target of 48 months.
Oita Association (Plant maintenance)	24 months	Working to reach the target of 168 months.
Oita Association (Logistics)	24 months	Working to reach the target of 168 months.
Okayama Association	48 months	A lost workday accident occurred in November 2020. Working to reach the target of 48 months.
Gifu Association	48 months	Working to reach the target of 192 months.
Misawa Works	48 months	Working to reach the target of 96 months.
Health & Crop Sciences Research Laboratory	48 months	Working to reach the target of 336 months.
Tsukuba Regional Research Laboratory*4	48 months	Working to reach the target of 192 months.

*1 Continuous periods of zero-lost workday operations.

*2 Ohe Works includes Sumika Assembly Techno Co., Ltd.

*3 Oita Works includes the Utajima Pilot Production Department, Gifu Plant, and Okayama Plant.

*4 The Tsukuba Regional Research Laboratory was reorganized into the Advanced Materials Development Research Laboratory (Tsukuba) and Energy & Functional Materials Research Laboratory (Tsukuba).



Safety Achievements

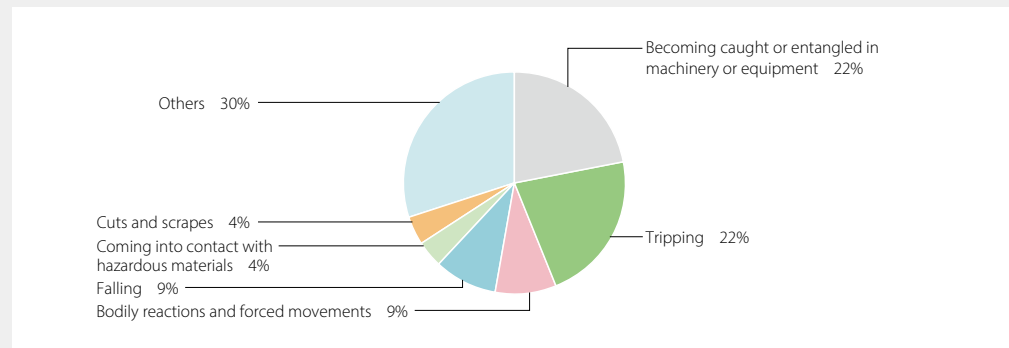
Lost-Workday Injuries (Sumitomo Chemical Group*)

		FY2020	FY2021	FY2022	FY2023
Number of injuries (including fatalities)	Sumitomo Chemical	2	1	2	3
	Sumitomo Chemical contractors (including others)	5	6	6	4
	Domestic consolidated subsidiaries	17	11	16	8
	Overseas consolidated subsidiaries	16	8	20	8
	Total	40	26	44	23
Frequency rate of lost-workday injuries	Sumitomo Chemical	0.13	0.06	0.12	0.18
	Sumitomo Chemical contractors (including others)	0.52	0.60	0.63	0.42
	Domestic consolidated subsidiaries	0.66	0.40	0.60	0.31
	Overseas consolidated subsidiaries	0.45	0.22	0.57	0.25
	The Sumitomo Chemical Group*	0.46	0.29	0.50	0.27
Number of fatal accidents	Sumitomo Chemical and consolidated Group companies in Japan and overseas	0	0	0	0
	Sumitomo Chemical contractors (including others)	0	1	1	1
	Total	0	1	1	1

Note: If the result is not 0, a domestic/overseas breakdown is provided.

* Sumitomo Chemical (including its partner companies and others) and consolidated Group companies in Japan and overseas.

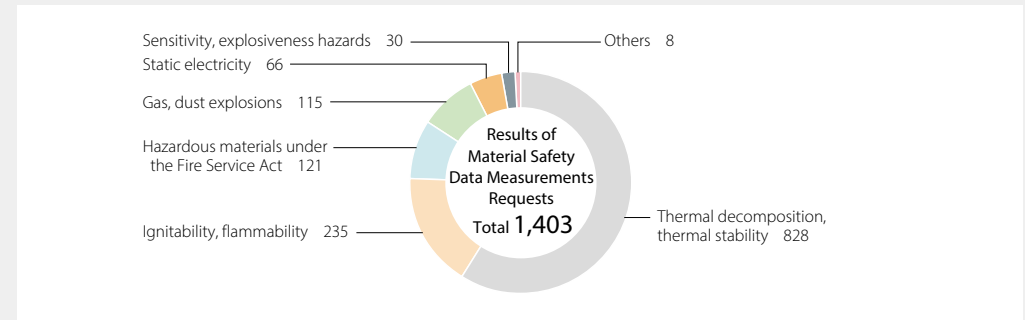
FY2023 Breakdown of Causes of Injury by Type (Sumitomo Chemical Group*)



* Sumitomo Chemical (including its partner companies and others) and consolidated Group companies in Japan and overseas.

Industrial Safety and Disaster Prevention Results

FY2023 Results of Material Safety Data Measurements Requests (Sumitomo Chemical Group*)



* Sumitomo Chemical (including its partner companies and others) and consolidated Group companies in Japan and overseas.

The Safety Engineering Group at the Production & Safety Fundamental Technology Center studies and assesses process safety, researches safety measures, measures and evaluates material safety data, compiles a database on safety technologies, and undertakes training for safety engineers in its efforts to enhance process safety management and to prevent accidents such as fires and explosions. In fiscal 2023, 1,340 material safety data measurements were taken from within Sumitomo Chemical (1,460 in fiscal 2022) and 63 measurements were taken from Group companies (61 in fiscal 2022) for a total of 1,403 (1,521 in fiscal 2022).

The Launch of Several Process Safety Review Committees (Sumitomo Chemical)

Fiscal Year	R&D stages		Industrialization stage		
	Level 1	Level 2	Level 3	Level 4	Level 5
2020	26	28	16	91	22
2021	25	38	30	91	29
2022	19	17	31	63	15
2023	28	20	25	75	11

When new processes are developed at Sumitomo Chemical, the Process Safety Review Committee (levels 1 to 5) convenes at every step, from R&D through to industrial-scale production. In essence, this committee focuses on process safety assessment results and confirms whether safety countermeasures are appropriate.



■ Safety Information Database (Sumitomo Chemical)

	Number of data sets	(Year on year comparison)
Accident prevention technology information	22,103	(Increased by 406)
Accident cause investigations	2,692	(Increased by 39)
Accident information	21,179	(Increased by 89)
As of March 31, 2024	45,974	(Increased by 534)

A safety information database has been created by collecting information on accidents in Japan and overseas and compiling abstracts of said data. As of the end of March 2024, 45,974 sets of data were stored in the database (45,440 sets of data as of March 31, 2023). This system allows all employees at each Works or Research Laboratory to search stored data using individual terminals. This data is also used in process hazard evaluations and case study examinations to prevent similar accidents. In addition, accident data is also disclosed to Group companies as necessary.

3 Product Stewardship / Product Safety / Quality Assurance

Quality Management System

■ Acquisition of ISO 9001 Certification (Sumitomo Chemical)

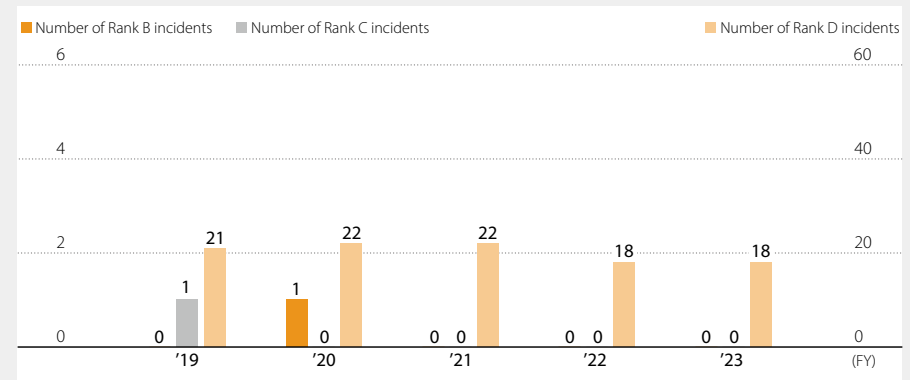
Works	Certificate Number	Certification Date
Ehime Works	JCQA-0019	October 1994
	JET-0847	August 2009
Chiba Works	JQA-0829	March 1995
Osaka Works	JQA-0721	December 1994
	JQA-QMA16585	October 2022
Oita Works	JQA-1069	December 1995
Oita Works (Okayama Plant)	JSAQ-2904	October 2020
Misawa Works	JQA-0752	December 1994
Ohe Works	JET-0829	April 1998
	JCQA-1720	January 2010
Ibaraki Works	ISO9001-0067280	July 2015

Furthermore, the Oita Works (Gifu Plant) has been pursuing Good Manufacturing Practice (GMP) management.

Logistics Quality Assurance

In fiscal 2023, the Company reported 18 incidents of rank D. Of these incidents, 6 involved shipping error or false delivery, which can cause significant problems in the quality of customers' products. Going forward, we will continue to take measures to reduce the number of incidents affecting logistics quality, such as promoting measures to prevent recurrences and rolling out said measures across the Company.

■ Logistics Incidents Having an Impact on Our Customers (Sumitomo Chemical)*



Notes: • Ranks reflect Sumitomo Chemical's standard, which classifies incidents into Ranks A, B, C, and D in descending order of severity.
 • There were no occurrences of Rank A (the most severe) incidents.
 • Incidents within the scope of logistics operations are consigned to Sumitomo Chemical.

* Includes some Group companies in Japan that have Works within a Sumitomo Chemical worksite